



# 2015 Annual Report



# Table of Contents

<b>Letter from Health Officer .....</b>	<b>4</b>
<b>Programs and Services .....</b>	<b>5</b>
Environmental Health Services.....	5
<i>Food Service .....</i>	<i>5</i>
<i>Well and Septic.....</i>	<i>6</i>
<i>Beach Water Testing.....</i>	<i>6</i>
<i>Household Hazardous Waste .....</i>	<i>6</i>
Health Education .....	7
<i>Community Health Assessment .....</i>	<i>7</i>
<i>Eat Safe Fish Program .....</i>	<i>7</i>
<i>Diabetes Prevention Program .....</i>	<i>7</i>
Maternal and Child Health Services .....	8
<i>Childhood Lead Education and Screening .....</i>	<i>8</i>
<i>Children’s Special Health Care Services.....</i>	<i>8</i>
<i>Hearing and Vision.....</i>	<i>8</i>
<i>Maternal Infant Health Program .....</i>	<i>9</i>
<i>Women, Infant and Children Program.....</i>	<i>9</i>
Public Health Clinical Services .....	10
<i>Communicable Disease .....</i>	<i>10</i>
<i>Family Planning Clinic .....</i>	<i>11</i>
<i>Health Screening and Testing .....</i>	<i>11</i>
<i>Immunizations.....</i>	<i>11</i>
<i>Laboratory Services.....</i>	<i>12</i>
<b>Division on Aging .....</b>	<b>13</b>
<b>Medical Examiner .....</b>	<b>17</b>
<b>University Clinic .....</b>	<b>18</b>
<b>Bay County Financials .....</b>	<b>18</b>



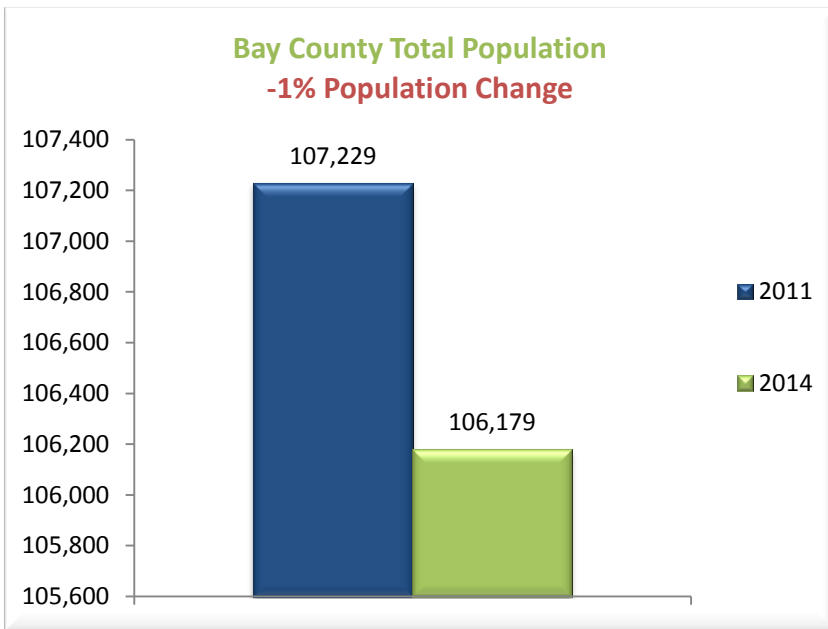
**Main Location**

1200 Washington Avenue  
 Bay City, Michigan 48708  
 Ph: (989) 895-4003  
 Fax: (989) 895-4014

**Pinconning Clinic**

415 Arthur St.  
 Pinconning, Michigan 48650  
 Ph: (989) 879-3081

[www.baycounty-mi.gov/Health](http://www.baycounty-mi.gov/Health)



**Bay County Profile (2014)**

Population	106,179
Male	52,307
Female	53,872
Births (2013)	1,034
Deaths (2013)	1,186
<b>Unemployment Rate</b>	<b>4.3</b>

(2015– Bureau of Labor Statistics)

<b>Race (2014)</b>		<b>Age (2014)</b>	
White	101,901	Under 18	22,273
Black	2,646	18-44	33,583
Native American	786	45-64	30,889
Asian	846	65+	19,434
Hispanic Origin	5,342		

**Causes of Death (Crude Numbers from 2014)**

Heart Disease	378
Cancer	244
Chronic Lower Respiratory Disease	75
Stroke	49
Alzheimer's	20
Unintentional Injury	29
Diabetes	46
Kidney Disease	32
Intentional Self-harm (Suicide)	21
Pneumonia & Influenza	27

This report highlights public health service indicators for the year 2014. If there is a particular area of interest that is not listed in this report, please feel free to contact our office.



**BAY COUNTY MISSION STATEMENT**

Bay County will provide efficient, customer and taxpayer-focused, public services that improve the quality of life for Bay County residents.

**BAY COUNTY VISION STATEMENT**

The vision of Bay County Government is to provide a continuously improving quality of life in our community through leadership and services.



*Providing excellent services to our residents is a priority of my administration. The quality health care and numerous programs provided by the Bay County Health Department are fine illustrations of this achievement. I would like to extend my sincere congratulations to the staff of the Health Department in continuing their exemplary efforts which benefit the residents of our community.*

*~ Tom Hickner, Bay County Executive*

**BAY COUNTY HEALTH DEPARTMENT MISSION:** To protect and promote a healthy community and safe environment by providing quality services through all stages of life.

**VISION:** To be a recognized public health leader meeting the needs of our community.

**VISION PRIORITIES**

*We will...*

- Create a safe, friendly, confidential, and professional environment.
- Create an environment that values and respects all customers and employees.
- Promote our programs and services in the community.
- Partner with community organizations.
- Provide responsible fiscal management.
- Utilize the latest technology to reach a broader audience.


**GUIDING PRINCIPALS**

Accountability, Kindness, Commitment, Positivity, Communication, Professionalism, Dependability, Respect, Empowerment, Teamwork

***To the Citizens of Bay County:***

*On behalf of the Bay County Board of Commissioners I am happy to comment briefly on the 2015 Bay County Department of Community Health Annual Report.*

*The Bay County Board of Commissioners is extremely proud of the programs provided by the Bay County Department of Community Health and the staff who carry out these programs with efficiency, commitment, dedication and respect under the management of Joel Strasz, Health Director. With dwindling financial assistance and resources, the Health Department continues to effectively serve this community without jeopardizing the health and safety of its populace, a top priority of the current administration. Efforts to secure grant funding for existing and new programs are always at the forefront. This is both commendable and praiseworthy. The 2015 Bay County Department of Community Health Annual Report reflects the success achieved through their efforts.*



*Ernie Krygier, Chair  
Bay County Board of Commissioners*

# Message from the Health Officer

## To the Bay County Executive, Board of Commissioners and Citizens of Bay County:

On behalf of the management and staff of the Bay County Health Department (BCHD), I am very pleased to present the 2015 Annual Report. The Annual Report provides an overall picture of the quality programs and services the Health Department delivers to the citizens of Bay County. For over seventy years, the staff of the Bay County Health Department has worked diligently to protect you from health threats, to educate you and your neighbors regarding health issues, and to provide healthy solutions in order to advance our community's health. Many of the activities performed by this Department occur behind the scenes, with the primary focus of preventing diseases or conditions that cause disease, disability, or injury. Because of this, many people do not recognize the important role public health plays in their daily lives.

2015 presented the Health Department with a number of challenges and opportunities. First and foremost, during this year, the number of accidental overdoses and deaths due to opiates in Bay County reached alarming proportions. Accordingly, a public health advisory was issued in June and the Health Department led the way by convening the Bay County Heroin Task Force to coordinate between law enforcement and treatment agencies, develop opportunities for treatment, and educate the public.

In 2015, the Bay County Health Department was able to provide a diabetes prevention program through community partnerships. As a result of a grant received by the Michigan Health Information Alliance (MiHIA), BCHD was able to train staff as lifestyle coaches to facilitate the CDC Recognized Diabetes Prevention Program. This program is a yearlong program with the overall goal for participants to effectively manage body weight and increase physical activity. BCHD was able to provide programs reaching out to the community and one in collaboration with Dow Corning Employees.

The partnership with Saginaw Valley State University continues with the expansion of the University Clinic. The University Clinic is a product of a grant to SVSU from the Health Resources Services Administration (HRSA) of the United States Department of Health and Human Services. The clinic meets the medical needs of medically underserved families and individuals in our community, particularly those who suffer from multiple chronic conditions and do not have access to a regular medical provider. We are happy to report that the clinic's operations are expanding with a new and innovative partnership with Bay Arenac Behavioral Health to integrate mental health care into clinic services.

BCHD continues to collaborate to assess the health and well-being of the community with its many partners including McLaren Bay Region, the Bay Health Plan, the Bay Area Community Foundation, the United Way of Bay County, and Bay Arenac Behavioral Health Authority. The second round of the Bay County Community Health Assessment, in which data was collected from secondary sources, was completed in 2015. A phone survey completed in mid-2016 indicates that while issues such as chronic diseases and problems with access to care still abound, the number of adults without health insurance has dropped to 5%, one of the lowest rates in the State of Michigan. BCHD will continue to work to develop a Community Health Improvement Plan to provide a roadmap to better health for all of Bay County residents. In sum, these efforts will help us effectively develop and provide services that truly meet the needs of Bay County residents.

The mission of BCHD is to protect and promote a healthy community and safe environment by providing quality services through all stages of life. We hope this report provides insight to the dedicated and tireless work of the staff and partners of Bay County Health Department, in fulfilling this mission. Should you want to learn more about our programs and services do not hesitate to contact us or visit us on the web at [www.baycounty-mi.gov/Health](http://www.baycounty-mi.gov/Health).

Yours in Good Health,



Joel R. Strasz, MPA  
Health Officer

# Environmental Health Services

## Food Service

### **Food Service Program Information:**

Food establishments and vending locations, which dispense food and drinks to the public, are routinely inspected by the Health Department.

	2013	2014	2015
Plans Received for Review	9	9	4
Plans Approved	5	5	7
Consumer Complaints	45	45	33
Foodborne Illness Complaints Investigated	12	12	8
Fixed Food Establishments	750	711	668
Mobile, Vending, STFU, Temporary Food Establishment Inspections	184	149	138
Follow-up Inspections	172	175	111

### **ServSafe Food Service Sanitation Program:**

The ServSafe Food Service Sanitation Program is an 8-hour ServSafe Essential course offered to all persons in the Food Service Industry.

## Well and Septic

### **Private/Public Water Program:**

Well permits are issued for homes and businesses that are not served by municipal water systems. The Division conducts field evaluations, reviews construction plans, and consults with homeowners and well-drillers on proper well installations. Sanitarians issue permits for construction of new and replacement wells and assists persons who have concerns or problems with water quality.

	2013	2014	2015
Number of Well Permits Issued	45	50	55
Number of Pre-Drilling Site Reviews Completed	45	42	55
Number of Final Inspections of Newly Completed Water Well Systems	52	36	28
Number of Abandoned Wells Plugged	16	37	42

**On-Site Sewage Program:**

On-site sewage disposal permits are issued for homes and businesses that are not served by municipal sewer systems. Sanitarians conduct field evaluations to determine the suitability of conditions for on-site disposal of sewage.

	2013	2014	2015
Number of Parcels Evaluated	224	84	86
Number of On-Site Sewage Disposal & Tank Permits Issued	93	66	50
Number of Complaints Investigated	27	19	0

## Beach Monitoring

**Beach Monitoring and Kawkawlin River Sanitary Survey Program:**

For over twenty-five years, staff from the Bay County Health Department’s Environmental Health Division has conducted the Bathing Beach/Surface Water Quality (BB/SWQ) Monitoring Program.

*2015 Bathing Beach/Surface Water Quality - Sample Analysis Summary*

Station	Location of Sampling Station	Single-Day Sampling Events	Number of Exceedances
2	Saginaw River – Bay City	12	4
3	Wenona Beach	12	1
4	Kawkawlin River	9	3
5	Bay City State Rec Area	35	3
6	Brissette Beach	33	0
7	S. Linwood Beach	33	3
8	Pinconning Park	13	0
	Total	147	14

## Household Hazardous Waste

**Household Hazardous Waste Collection Program:**

The Household Hazardous Waste Collection Program gives Bay County residents a legal and cost-free way to dispose of unwanted household chemicals that cannot be disposed of in the regular trash. The program is sponsored by the Dow Chemical Foundation and Bay County Health Department. A variety of items are accepted during collection, such as automotive products, cleaning products, garden and lawn products, paint products, and personal and health care products.

# Health Education

## Community Health Assessment

Bay County Health Department, in collaboration with McLaren Bay Region, Bay Arenac Community Mental Health, Bay Health Plan, and Health Delivery Inc., has completed another 3 year Community Health Assessment (CHA). The CHA consists of the collection of hard data, which includes morbidity and mortality, maternal and child health, and population information. Information is obtained from sources including the US Census, Michigan Department of Health and Human Services Vital Statistics, and County Health Rankings. In addition to the hard data, a phone survey has been conducted among Bay County Residents. The results of the Community Health Assessment can be found on the Bay County Health Departments webpage at [www.baycounty-mi.gov/health](http://www.baycounty-mi.gov/health).

## Eat Safe Fish Program

The Goal of the Health Education Division is to improve the health of individuals and the community through presentations, community events, and providing educational materials on health related topics. Through the Eat Safe Fish and Wild Game program, Health Educators participated in numerous outreach events and provided education and presentations to organizations and events in the Tri-County area.

## Diabetes Prevention Program

The Bay County Health Department is partnering with the [Michigan Health Improvement Alliance \(MiHIA\)](#) to provide the Diabetes Prevention Program (DPP) for Bay County residents. This is a **FREE** program for adults in Bay County who have pre-diabetes and are at risk of developing diabetes.

The DPP is a year-long program, which consists of 16-weekly core sessions followed by 6-monthly post-core sessions. Participants are taught strategies for incorporating physical activity into daily life and eating healthy. Sessions meet for 1 hour. For more information visit: <http://www.baycounty-mi.gov/health/Diabetes-Prevention-Program.aspx>

Two Health Educators have been training as Lifestyle coaches to facilitate the program, and one Health Educator has been trained as a Master Trainer. As a Master Trainer she will be able to train other lifestyle coaches in the area to facilitate the program. Three programs are currently being facilitated with a total of 12 out of 36 people reaching the goal of 5-7% weight loss.

	Program Completed (Y/N)	Session Number (If Not Completed)	Total Number of Pounds Lost	Total Percent of Weight Lost
Class 1	Y	-	137	54.87%
Class 2	N	Post Core Session 3	142.6	67.26%
Class 3	N	Core Session 16	109.1	56.72



# Maternal and Child Health Programs

## Childhood Lead Education and Screening

The BCHD continues to screen all children for Elevated Blood Lead Level (EBLL) through the WIC program at 12 and 30 months old. In addition, the BCHD Laboratory receives referrals and completes testing for lead screenings. Currently in Bay County there are 9 children with an EBLL, 4 received case management services by the Public Health Nurse.

Blood Lead Levels Greater than 10mcg/dl – Action Taken	2013	2014	2015
Families Contacted	74	50	45
Home Visits	4	8	4
Medical Provider Contacts	0	29	7

## Children’s Special Health Care Services

The Children’s Special Health Care Services Program provides medical specialty care and assistance to children from birth to age 21 who have a qualifying medical diagnosis. This program provides case management, care coordination, and referrals for specialty care or community agency-based services, for children and families in Bay County.

Children’s Special Health Care Program Data	2013	2014	2015
Number of Families Enrolled	334	320	338

## Hearing and Vision Program

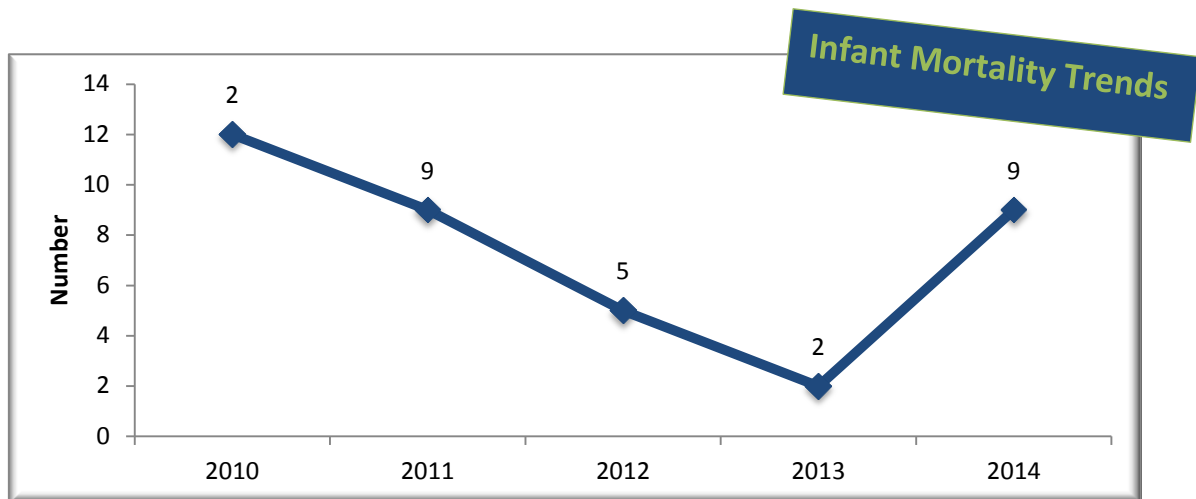
The Bay County Health Department Hearing & Vision Program provides screening by certified technicians for all Bay County Schools (public, private and charter), Day Care Programs, and Head Start Preschools. The program also provides free vision and hearing screenings for children prior to entering kindergarten.

	Vision		Hearing	
	2013/2014	2014/2015	2013/2014	2014/2015
Early Childhood (children under 3)	0	0	0	0
Preschool (children 3-5)	1,054	1,078	1,056	1,094
School Age (grades K-12)	5,433	6,662	3,887	3,920
<b>Total</b>	<b>5,058</b>	<b>7,740</b>	<b>4,943</b>	<b>5,014</b>

## Maternal Infant Health Program

Maternal Infant Health Program is a home visiting program that focuses on the maternal infant dyad to promote healthy pregnancies, good birth outcomes, and healthy infant development through the services of a Public Health Nurse and Social Worker.

Maternal Infant Health Program Data	2013	2014	2015
Number of New Maternal Enrollees	122	102	61
Number of New Infant Enrollees	70	90	78



## Women, Infants, and Children

WIC is a federally funded program that provides nutritious food, nutrition education and assistance with community referrals for pregnant women, infants and children under the age of five. Eligibility is at or below 185% of poverty, which serves low- to moderate-income families who meet income requirements. Families receive nutrition counseling, and access to other support services offered through the Health Department and local community agencies.

WIC Program Data	2013	2014	2015
WIC Base Caseload	2,952	2,807	2,807
Closeout Participation	2,741	2,646	2,636
% Closeout Participation to Base Caseload	93%	94%	94%
WIC Program Appointments	2013	2014	2015
Certifications ( including Priority Certifications)	1886	1,772	1,751
Re-Certifications	2845	1,764	1,802
CEVALS (New in 2013)	491	1,435	1,444
Infant Evaluation	611	597	574
Registered Dietitian Assessments	343	474	509
Nutrition Education	1592	1,499	1,384
Lead Screens	684	658	703
Project Fresh Coupons Issued	3,555	3,040	3,330

# Public Health Clinical Division

## Communicable Disease Program

The goals of the Communicable Disease Division are to conduct disease surveillance activities, promptly investigate disease outbreaks and clusters, to provide case follow-up, completion and guidance to prevent disease transmission, and to implement control measures to minimize further transmission of disease.

MICHIGAN DISEASE SURVEILLANCE SYSTEM (MDSS) Reportable Communicable Disease Statistics - 2012-2014			
DISEASE	2013	2014	2015
Campylobacter	10	7	10
Giardiasis	5	1	2
Listeriosis	0	0	1
Salmonellosis	8	7	6
<b>MENINGITIS DISEASE GROUP</b>			
Aseptic Meningitis	11	7	14
Bacterial Meningitis	0	0	0
<b>OTHER DISEASE GROUP</b>			
Animal Bite	90	96	69
Botulism – Infant	0	0	0
Coccidioidomycosis	1	1	0
Cryptococcosis	0	1	0
Cryptosporidiosis	5	3	0
Guillain-Barre Syndrome	2	1	1
Influenza	18	12	23
Legionellosis	1	3	0
Norovirus	1	68	1
Streptococcal Dis. Inv. Group A	5	6	2
<b>STD GROUP</b>			
Chlamydia	279	314	324
Gonorrhea	30	24	49
Syphilis	3	3	3
<b>VACCINE PREVENTABLE DISEASE GROUP</b>			
Mumps	0	0	0
Pertussis	2	15	2
Shingles	3	3	0
Varicella	4	3	1
<b>VIRAL HEPATITIS</b>			
Hepatitis B (Acute)	1	2	2
Hepatitis B (Chronic)	1	15	2
Hepatitis C (Acute)	0	0	1
Hepatitis C (Chronic)	57	74	51

## Family Planning Clinic

The Family Planning Clinic serves men and women of childbearing age for reproductive health needs. Clients may utilize the clinic for the following types of services: pregnancy testing and referral, sexually transmitted disease testing and treatment, and contraceptive needs. Women desiring a physical exam may obtain a breast exam, pelvic exam, Pap smear, and appropriate lab work.

Program Data	2013	2014	2015
Number of Unduplicated Persons Receiving Services in Family Planning Clinic	773	680	610
Number of Encounters in Family Planning	1,798	1,438	1,397

## Health Screening and Testing

The Health Screening Program provides testing, diagnosis and treatment of sexually transmitted diseases, thereby helping to promote and protect the health of the community. Chlamydia, gonorrhea, syphilis, Human Immunodeficiency Virus, and Hepatitis B and C can be tested for through this clinic. Positive results are counseled, treated or referred for treatment and a process of partner notification is initiated.

	2013	2014	2015
Clients Tested for Sexually Transmitted Diseases (STD)	174	163	125
Clients Tested for Human Immunodeficiency Virus (HIV)	163	110	64

The number of individuals tested has decreased due to an increase of people with health insurance as a result of the Affordable Care Act.

## Immunization Program

The Immunization Clinic provides immunizations to individuals in the community with an emphasis on the pediatric population. The Immunization Clinic puts considerable time and effort to ensure that children in Bay County are vaccinated according to schedules developed by the Centers for Disease Control and Prevention (CDC). Bay County has consistently maintained the highest rates of immunized children for its region in Michigan.

Seasonal Influenza Immunizations	2013	2014	2015
Number of Seasonal Influenza Immunizations	1,105	841	624

## Immunization Program Cont.

### Number of Vaccines Provided

Vaccine	2013	2014	2015
DTaP	169	174	142
Dtap/IPV	131	135	118
DTaP-Hep B-IPV	200	235	144
DTaP-Hib-IPV	7	-	-
Hep A (Adult)	100	105	84
Hep A (Pediatric)	456	423	359
Hep A/Hep B	-	-	-
Hep B (Adult)	130	143	91
Hep B (Pediatric)	34	27	36
Hib-Pedvax	285	319	212
HPV	296	324	329
Influenza (seasonal)	1,105	841	624
IPV Dose	84	78	75
Meningococcal Conjugate	447	265	348
MMR	144	177	144
MMRV	151	149	132
Pneumococcal Conjugate	324	382	727
Pneumonia	8	7	8
Rotavirus	111	140	86
TB Testing tuberculin skin test	143	185	184
Td Adult Only	3	3	3
Tdap	495	372	382
Varicella	281	245	187
Zoster	-	-	25
Rabies	-	4	-
<b>TOTAL</b>	<b>6538</b>	<b>7117</b>	

## Laboratory Services

The Bay County Health Department's Laboratory Services provides a variety of diagnostic and analytical services to support public health initiatives related to the citizens of Bay County. These services include: testing for sexually transmitted diseases, cholesterol screening, lipid profiles, glucose screening, lead testing, and pregnancy testing. The lab also tests well water for fecal coliform, measures bacterial counts of public swimming pool water, and analyzes water from rivers, beaches and streams for suspect contaminations.

Laboratory Stats	2014	2015
Total Clinical Tests	1,969	1,744
Total Water/Non-Clinical Tests	1,820	1,080

# Division on Aging

## Volunteer Program

The Division on Aging relies on volunteers of all ages to assist with program and services. Volunteers gave a total of 8,888 hours of their time in 2015 to the Division on Aging.

Dining Center	Volunteer Hours
Canteen Dining Center	75
Hampton AM Dining Center	379
Hampton PM Dining Center	905
Kawkawlin Dining Center	382
Riverside Friendship Center	2434
Williams Senior Dining Center	392
Other Volunteer Activities	Volunteer Hours
Advisory Board	44
Food Commodities	620
Memorial Garden	20
Special Events	247
Knitting	1,169
Meal Deliveries	225
Senior Olympics	724
Tax Assistance	84
Transportation	379
Wonderful Times	311
Friendly Visitor	20
Interns	397
Elder Abuse	18
In-service Participants	113

## Sources of Income

Source	Amount	Percentage
Senior Millage Fund	1,450,053	42%
Additional Senior Millage (Kitchen & Services)	908,833	26%
Region VII Area Agency on Aging Grants	502,600	14%
Client Contributions	366,287	10%
NSIP***	118,470	3%
Medicaid Waiver	70,664	2%
Other Income/Rebates	18,557	.5%
Client Fees	35,771	1%
General Fund	6,600	.2%
Department of Human Services	3,159	.1%
<b>Total</b>	<b>3,380,594</b>	

## Support Services in Hours

Program	Total Clients	AAA Contract	Waiver	VA	Care Management	DHS	Senior Millage	Total Hours
Case Coordination and Support	1,183	5,479	0	0	0	0	0	5,479
Homemaking	256	7,378	0	0	206	0	0	7,584
Personal Care	42	1,353	0	0	0	234	0	1,587
Caregiver Training	79	581	0	0	0	0	0	581

## Senior Olympics

We are proud to be able to help promote healthy lifestyles for adults, particularly seniors 50 years of age and older. Staying fit and active is the best answer to aging and our Olympic games provide an excellent way for seniors to maintain or improve their physical and mental condition, as well as their coordination, while enjoying some friendly competition. Senior Olympics is Division on Aging's largest social event. The Senior Olympics Committee consists of 30 members, which include senior participants, staff, and local business representatives. The 2015 Bay County Senior Olympic games were held from May 27 through June 12, 2015. The theme was "Age is Only A number" **There were 263 participants and 16 medal events.**

## Health and Wellness Programs

The Division on Aging, in cooperation with the Bay County Community Center, offered new fitness classes geared to age 60 and older, with exercises for everyone, especially those with weakness, balance issues and diminished range of motion

Classes Offered	Number of Participants
Chair Yoga	431
Osteoporosis Strength Exercise Class	258
Matter of Balance	30

## Transportation Request

The Division on Aging transportation program will coordinate transportation for the older adult to and from community facilities in order to receive support services, reduce isolation, or otherwise promote independent living. **Provided 1,270 rides**

## Aging Well

Educational In-services for Seniors, Caregivers, and Volunteers.

Classes Offered	Number of Participants
Protecting Yourself and Your Money	20
Laughter, The Other Medicine	17
Strolling the Trombley House Garden	27
Just the Facts on Aging	18
Keep the Memory Sharp	45
Basic Awareness for Older Adults	32

## Holiday Gift Baskets and Holiday Angel Project

In cooperation with the Bay County Food Network the Division on Aging delivered 60 holiday food boxes to 27 homebound clients. A new program, The Holiday Angel Project, received donations from residents. As a result, 59 bags were distributed to homebound Seniors.

## Senior Safe at Home

In collaboration with the Bay City Department of Public Health, the Division on Aging implemented a new program called "Senior Safe at Home." Seniors are able to request from the following 5 options: 1) Residential Safety, 2) Fire Awareness and Safety Review 3) Home Energy Efficiency Review, 4) 911 Emergency Contact Information Review, and 5) CPTED Property Clean Up. Requests are then referred to the appropriate agency for follow up through the Division on Aging Case Management Team.

## Retired Senior Volunteer Program (RSVP) with United Way

In collaboration with the Retired Senior Volunteer Program, the Division on Aging was able to distribute 151 meals to the VITA program from February 19, 2015 to April 13, 2015. The Division on Aging was also able to make referrals to the RSVP through the Friendly Caller Program.

## Special Events

The Special Events for Seniors and Special Programs for Older Adults enable Bay County seniors to enjoy cultural, educational, and recreational events and to be recognized as valued members of the community.

### Some of the special events offered:

Movie and Lunch Series at the Bay County Library Systems

Dinner Theatre, Bay City Players

Country Fireside Picnic

Holiday Lights Tour and Garden Tour Event

Dinner Theatre, Local High Schools

Variety of Educational In-Services- Caregiver Program, Volunteer Programs, Aging Well Programs, and Senior Olympics

All of the special events were accompanied by a breakfast, lunch or dinner. **The Division on Aging served 3,452 meals through special events.**



## Abuse in Later Life

Case managers handle reports of suspected abuse of seniors and make appropriate referrals. They work with the seniors following abuse to help them live independently ensuring they will not return to the abusive situation. As a result of the program case managers have received numerous phone calls on procedures for reporting abuse and inquiring about available resources.

Referrals Made	Clients Served	Cases Closed	Cases Open
31	23	10	13

## Outreach and Presentations

Outreach is conducted yearlong through the distribution of brochures, posters, and wallet cards. Presentations were given to the following groups regarding available services for victims of abuse.

Adult Protective Services Staff Meeting  
Education Committee of McLaren Surgery Department  
Bay City Lions Club  
Perceptions- LGBT Group  
Immanuel Lutheran Church Senior Group  
Saginaw Valley Nursing Students  
Bay-Arenac Behavioral Health Medical Staff  
McLaren Physicians Quarterly Meeting  
Prince of Peace Parish in Linwood  
Roll Call at Bay City Department of Public Safety  
Bayfield Assisted Living Senior Expo  
Seminar Over 50: Protect Yourself and Your Money as You Age  
McLaren Residents Physicians  
Bay Area Retired Teachers  
Financial Edge Credit Union Tellers  
Interpersonal Violence Conference at the Lincoln Center  
Wellness Fair at Brookdale Senior Living

# Medical Examiner

Autopsied Deaths			
Dr. Howard Hurt, Medical Examiner			
AGE	2013	2014	2015
0-10 yrs.	2	3	1
11-20 yrs.	3	4	8
21-30 yrs.	11	6	14
31-40 yrs.	6	14	16
41-50 yrs.	19	22	20
51-60 yrs.	23	16	25
61-70 yrs.	9	10	16
71+	12	13	7
<b>Total</b>	<b>85</b>	<b>88</b>	<b>107</b>
<b>Gender</b>			
Male	59	57	78
Female	26	31	29
<b>Cause of Death</b>			
Blunt Force Trauma - Total	11	9	11
• Auto Accident	9 (3 motor cycle)	6 (1 motor cycle) (1 pedestrian/auto)	9 (3 motor cycle)
• Industrial	0	0	1
• Falls	2	2	1
Liver Disease	6	19	8
Homicide	1	2	1
Hanging	1	1	4 (1 Not Autopsied)
Cardiovascular	34	42	39
Drug Overdose	21	18	
Gunshot	5	5	6 (5 Not Autopsied)
Drowning	1	1	1
Pulmonary Embolism	0	0	4
<b>Manner of Death</b>			
Accidental	19	21	26 (6 Not Autopsied)
Homicide	1	2	1
Indeterminate	19	20	25 (1 Not Autopsied)
Natural	39	39	54
Suicide	9	6	12 (4 Not Autopsied)
<b>Alcohol/Drug Involved</b>			
Alcohol	13	15	11
Cocaine	5	5	7
Hydrocodone	7	4	6
Methadone	1	4	5
Morphine	6	7	3
Oxycodone	0	2	0
Fentanyl	1	1	4
Heroin	0	0	4

# University Clinic

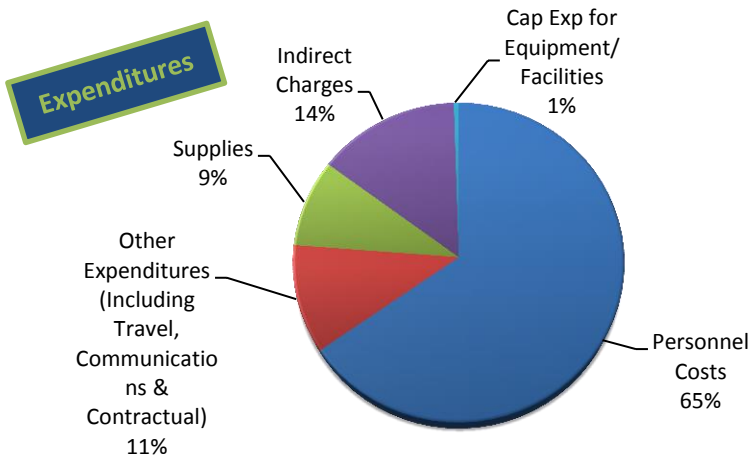
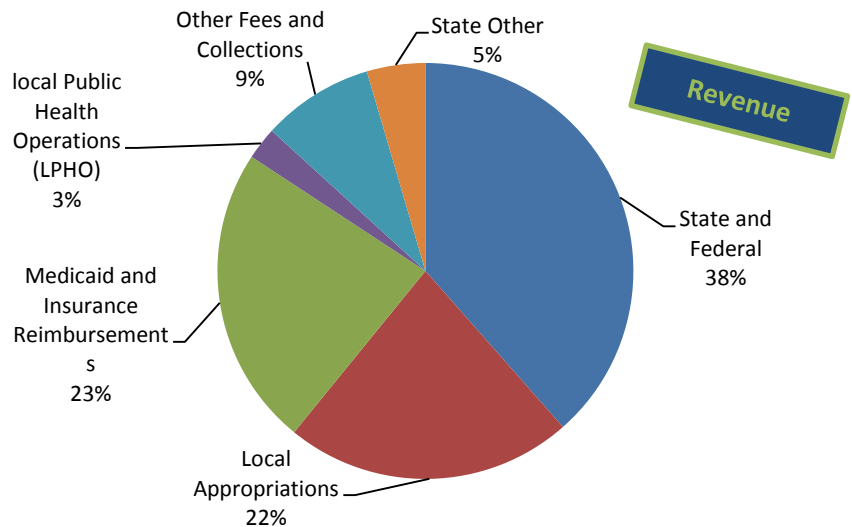
The University Clinic is a collaboration between the Bay County Health Department and Saginaw Valley State University's College of Health and Human Services. The clinic is designed to meet the primary care health needs of families and individuals in our community, particularly those who suffer from multiple chronic conditions and do not have access to a regular medical provider.

We believe that patients are best served when health care providers treat the whole person, not just the single symptom or condition. At the University Clinic, a patient receives the following services: Medical/Physical Health, Social Work, Occupational Therapy, and Pharmacy/Medication assistance.

Since the opening of the University Clinic, they have provided services for over 230 clinic visits.

## Bay County Financials

Health Department Revenue	
State and Federal	1,360,192
Local Appropriations	790,364
Medicaid and Insurance Reimbursements	825,880
Local Public Health Operations (LPHO)	89,168
Other Fees and Collections	306,650
State Other	160,673
<b>Total Revenues</b>	<b>3,532,927</b>



Health Department Expenditures	
Personnel Costs	2,307,107
Other Expenditures (Inc. Travel, Communications & Contractual)	385,396
Supplies	315,073
Indirect Charges	507,681
Cap. Expenses for Equipment/Facilities	17,670
<b>Total Expenditures</b>	<b>3,532,927</b>